

EHS Orchestra Playing Test #3

Spring 2018

This orchestra playing test is your third opportunity to put a score in Mr. Cruse's grade book for the year. The test results may be used for concert chair placement purposes, so practice efficiently at home and play your best. You will be graded on the four basic criteria of tone production/ tone quality, rhythmic accuracy, intonation, expression/articulation/dynamics. The grading rubric will be the same we used as last time, so get a blank from Mr. Cruse for reference.

Scales: All students will play "Progressive Scalar and Arpeggio Etude", in D major, by Mark Stefaniw. This etude was written especially for you by your orchestra mentor and it represents the type of material, and the depth of study, that you should be doing in your daily practice to develop technique. Sure, repertoire is fun, but etudes are more focused and more efficient for building your technique. Pay special attention to all bowing and articulation markings (legato, staccato, & detache'). Violins, please notice that you **shall not play on your E-string!** All instruments will thus cover a similar range of fingering. Go for a beautiful full tone quality with good intonation throughout the range of the etude. Practice S-L-O-W-L-Y minimizing fingering and intonation errors, separate bows at first, then put in the slurs and articulations. Use a drone tone on D to maintain your intonation. Use a metronome to maintain an even rhythm. Here is a link for you to download my drone tones: https://1drv.ms/f/s!Agnhgi4RzHEXiEW_vEDxN_sjG1Yg

Excerpts (always play top line in divisi's):

Violins (**everyone have both VN1 and VN2 parts in your folder**):

1. Red Rhythmico, **from VN1 part**: pickup to m43 thru m51 downbeat
2. Red Rhythmico, **from VN1 part**: solo at m66 thru m74. Will need two soloists to pull this piece off!
3. Magic Flute, **from VN2 part**: m139 thru m146

Violas:

1. Red Rhythmico: pickup to m17 thru m34
2. Magic Flute: m139 thru m146

Cellos:

1. Red Rhythmico: pickup to m17 thru m34
2. Red Rhythmico: solo at m82 thru m90. Will need two soloists to pull this piece off!
3. Magic Flute: m139 thru m146

Double Basses:

1. Red Rhythmico: pickup to m17 thru m34
2. Magic Flute: m139 thru m146

Progressive Scalar and Arpeggio Etude

fingering tip: think in tetrachord finger patterns
bowing tip: mind the written articulations!

by Mark Stefaniw

♩ = 72-92

legato e staccato violin senza E-string!

Musical score for Violin (VN), Viola (VA), Violoncello (VC), and Double Bass (DB) for measures 1-4. The score is in 4/4 time with a key signature of two sharps (F# and C#). The Violin part includes fingering numbers (4, 3, 2, 1, 0, 1, 1, -1, 1) and articulation marks (circles with 'A' and 'D'). The Viola, Violoncello, and Double Bass parts show similar scalar and arpeggio patterns with fingering numbers (4, 0, 1, 1) and articulation marks (circles with 'A' and 'D').

Musical score for Violin (VN), Viola (VA), Violoncello (VC), and Double Bass (DB) for measures 5-8. Measure 5 is marked with a '5' in the Violin staff. The Violin part includes fingering numbers (-1, 1, -1, 1, 1, 2, 3, 4, -4) and articulation marks (circles with 'A'). The Viola, Violoncello, and Double Bass parts show similar scalar and arpeggio patterns with fingering numbers (1, 1, 1, 1, 1, 3, 4, 1, 4, 1, 3, 4, 1, 4, -2, -4, 0, -1, 4, -1, -1, 4, -1, -4, 4, 2, -1, 4, -2, 1, 4) and articulation marks (circles with 'A', 'G', and 'D').

(D) (G) (D)
4th position with pivots.

8 *sim.*

(G)

10 *legato*

(D G) (D G) (D G) (D G) (D G) (D D G)

16 *detache'*

1 1 2 3 4 -1

sul D

sul A

1 2 3 4 -1 2

(A)

1 3 4 0 1 2

sul D

(A)

thumb position

1 -4 2

0 1 1 4

thumb position

0 1 3 0 1 3 -2

sul D

(D) (G)

19

nut vibrato

sul D

nut vibrato

sul D

nut vibrato

sul D

nut vibrato

0 3 2 -3 1 0 + 3 1 0 -4 -4 -4

sul D

(D)

Violin

Progressive Scalar and Arpeggio Etude

fingering tip: think in tetrachord finger patterns
bowing tip: mind the written articulations!

by Mark Stefaniw

♩ = 72-92

legato e staccato

VN

4

3 2 1 -3 2 1 0

0

(A) violin senza E-string! (D) (A) (D)

3

1 1 -1 1 -1 1

(D) (A) sim.

6

-1 1 1 2 3 4 -4 sim.

sul A

9

0 , legato

13

17 detache'

1 -1 2 3 4 -1 -4

sul D sul A

20 -4 nut vibrato

sul D

Viola

Progressive Scalar and Arpeggio Etude

fingering tip: think in tetrachord finger patterns

bowing tip: mind the written articulations!


by Mark Stefaniw

♩ = 72-92


legato e staccato

VA 






(A)








detache'

sul D -----



(A)

sul D -----

21 nut vibrato



Violoncello

Progressive Scalar and Arpeggio Etude

fingering tip: think in tetrachord finger patterns

bowing tip: mind the written articulations!

♩ = 72-92

by Mark Stefaniw

legato e staccato

VC

4

7

(A)

legato

detache'

17

1 3 4

thumb position

0 + 1 2

(A)

sul D

19

3 0 + -4 4

sul D

nut vibrato

Double Bass

Progressive Scalar and Arpeggio Etude

fingering tip: think in tetrachord finger patterns
bowing tip: mind the written articulations!

= 72-92

by Mark Stefaniw

legato e staccato

DB

4

7

9

13

17

19